

HES-2109-RF Series CPE Switch



Fast Ethernet 8-Port 10/100Base-TX with 1-Port 100Base-FX or 10/100Base-TX Uplink Managed CPE Switch and optic CATV RF receiver

Features

- **Support IGMP Snooping V1/V2**
IGMP snooping to quickly deploy IPTV service
- **Support Q-in-Q VLAN**
With Q-in-Q VLAN stacking, the service providers can transport the encapsulated traffic for different customers without security risk
- **DHCP Auto-Provision with Text based Config file**
Fulfill the deployment requirement and reduce the OPEX of device maintenance for service providers or operators
- **SNMP Power down trap**
Popular SNMP trap message to rapidly identify network fault due to power outage and reduce truck rolls to save OPEX for service providers
- **Smart Lighting Control**
A LED-display which can be switched on/off by the end user for wall installations in private homes
- **Support CATV RF receiver**
Provide the option of provisioning analog video service to create new subscriber base and revenue for service providers
- **Optional Cable Tray**
This is a flexible option for FTTH installation. Cable tray can allow the fiber cable to have extra protection for the sensitive fiber

Target Applications

- SOHO & Residential CPE switch which requires simple network management for FTTH service deployment and traditionally CATV service

Description

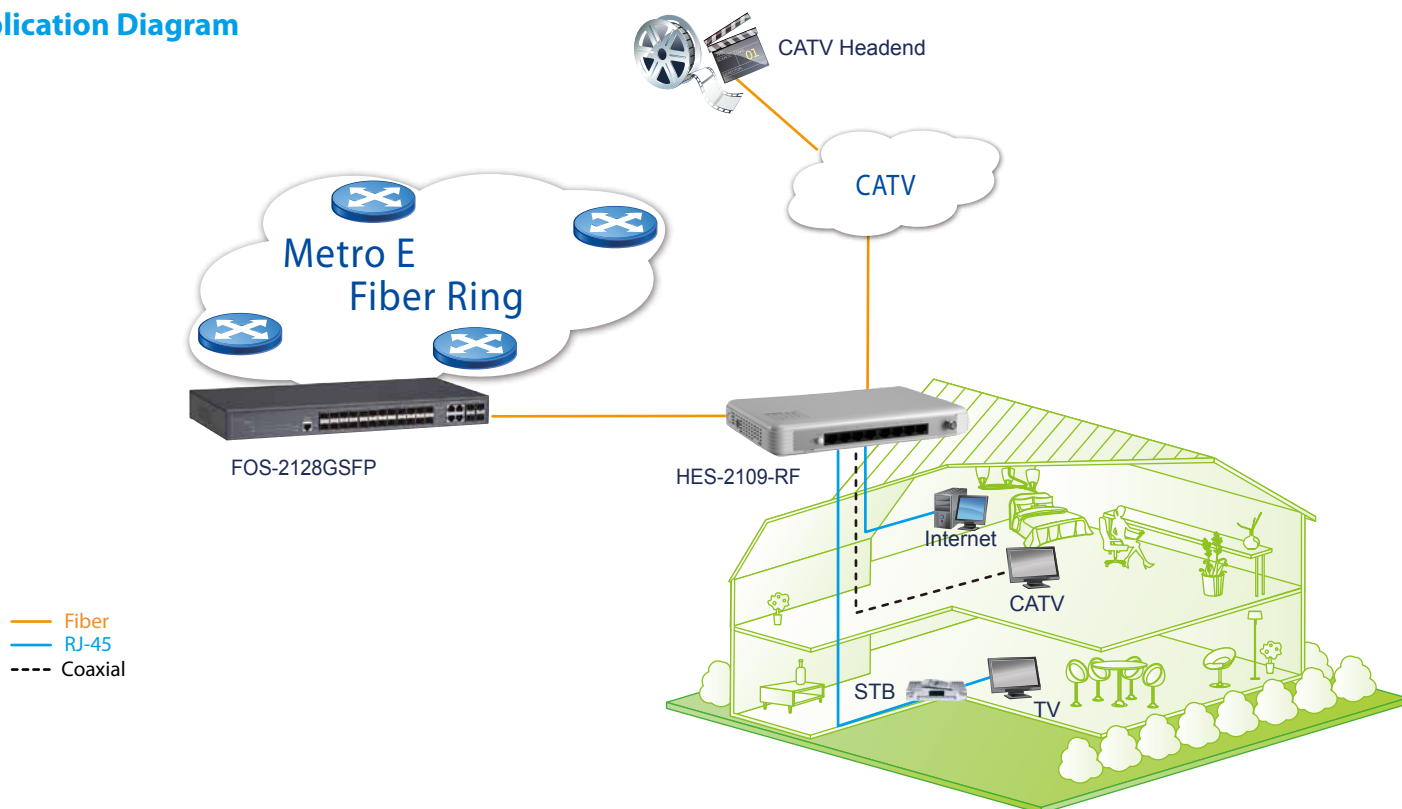
Connection Technology Systems (CTS) HES-2109-RF series CPE Switch are the Fast Ethernet 10/100Base-TX to 100Base-FX or 10/100Base-TX and traditionally CATV services CPE Switch within an eye-catching pearl-white box. Often, the fiber is intentionally left longer than it actually needs. Optional cable tray allows users to enclose the excessive fiber within the box, providing extra protection for the sensitive fiber.

The HES-2109-RF series CPE Switch traditional twisted-pair RJ-45 cable into various fiber media including multi-mode, single-mode, SC/ST connector, bi-directional WDM, or a SFP slot for pluggable fiber transceiver. The traditional transmission distance of 100m over RJ-45 copper can be extended from 2km to 100km over fiber.

HES-2109-RF series CPE Switch is fully compliant with IEEE 802.3 & 802.3u standards. You can connect another switch or NIC through HES-2109-RF series CPE switch 10/100Base-TX twisted-pair RJ-45 port without crossover cables and monitor the status through comprehensive LED display.

HES-2109-RF series CPE Switch can be easily managed by web interface, CLI, telnet, SNMP, and DHCP auto-provision. With CTS unique Power Down Trap feature, HES-2109-RF is able to send out a SNMP trap message when encountering power outage.

Application Diagram



Specification

Interface

LAN Port
10/100Base-TX RJ45 x 8
WAN Port
100Base-FX x 1 or 10/100Base-TX
CATV Fiber optic input x 1
NTSC/PAL CATV coaxial output x 1

Standards

IEEE 802.3 10Base-T
IEEE 802.3u 100Base-TX/FX
IEEE 802.1q Tag VLAN
IEEE 802.1p Priority

Product Specification

Store and forward switching mechanism
Auto-Cross over for MDI/MDI-X in TP port
Auto-Negotiation in TP port
Full/Half Duplex Mode Operation
2K MAC address table
80K bytes memory buffer

LED

Power, Port Link/Act, Status
LED ON/OFF control button

Switch Feature

IGMP snooping V1/V2
Bandwidth Control
Port Isolation
Tag VLAN
Q-in-Q VLAN

VLANs: Support to 16 VLAN Groups
QoS support 802.1p and ToS Classification
Priority Queues: 4 Queues

Management feature

WEB / SNMP / CLI / Telnet interface
HTTP/TFTP Firmware update
Storm Control
DHCP Client
DHCP Auto-Provision
Text Based Config
SFF-8472(digital diagnostic management interface for SFP)
Power down trap

CATV RF receiver

Input optic wavelength: 1200 ~ 1620 nm
Input fiber optic power: -8 ~ -2 dBm
Fiber optic connector: SC/APC
Forward path frequency range: 54 ~ 870 MHz
Transmission channel capacity
NTSC: 70 channel
PAL: 60 channel
Output power level:
24dBmV @-5dBm optical input
CNR: 48dB@-4dBm optical input
CSO: max -65dBc@-4dBm optical input
CTB: max -67dBc@-4dBm optical input
Output Return Loss: max -16 dB
Flatness: ±1dB

Power Requirement

Power adaptor
- AC input: 100VAC~240VAC
- Frequency range: 50~60Hz
- DC output: 12V
Power consumption:
- AC side: 10.4W
- DC side: 8.45W

Environmental Condition

Operation: 0° ~ 50°C
Storage temperature: -20° ~ 60°C
Humidity: 5% ~ 90% non-condensing

Dimension & Weight


Main Unit:
- Size: 228 x 148 x 33mm (WxDxH)
- Shipping Weight: 1.6KG
Main Unit with Cable tray
- Size: 228 x 191.5 x 46mm (WxDxH)

EMC/Safety

FCC class A, CE
* For further reports, please contact us for update

Order Information

HES-2109-RF Series

MODEL	FIBER PORT					TP PORT		CATV RF		SUPPORT POWER SOURCE
	Speed	Type	Connector	Distance	Ports	Speed	Ports	Fiber	Coaxial	POWER TYPE
HES-2109W2A(SM-20/40)-RF	100	WDM	SC	20/40KM	1	10/100	8	1	1	External Power Adapter
HES-2109W2B(SM-20/40)-BAT-RF	100	WDM	SC	20/40KM	1	10/100	8	1	1	External Power Adapter
HES-2109W2A(SM-20/40)-BAT-RF	100	WDM	SC	20/40KM	1	10/100	8	1	1	External Power Adapter
HES-2109W2B(SM-20/40)-RF	100	WDM	SC	20/40KM	1	10/100	8	1	1	External Power Adapter
HES-2109SFP-RF	100	SFP	-	-	1	10/100	8	1	1	External Power Adapter
HES-FCT	Fiber Cable Management Tray Unit For HES Series									



SFP-21 Series

MODEL	FIBER PORT				
	Speed	Type	Connector	Distance	Wavelength
SFP-21FC	100Mbps	MM	LC	2KM	1310nm
SFP-21FC(SM-20/40/80)	100Mbps	SM	LC	20/40/80KM	1310nm/1310nm/1550nm
SFP-21W2A(SM-20/40/80)	100Mbps	WDM	LC	20/40/80KM	TX:1310nm/1310nm/1490nm RX:1510nm/1510nm/1570nm
SFP-21W2B(SM-20/40/80)	100Mbps	WDM	LC	20/40/80KM	TX:1510nm/1510nm/1570nm RX:1310nm/1310nm/1490nm
SFP-21W2A(SM-20)SC	100Mbps	WDM	SC	20KM	TX:1310nm RX:1550nm
SFP-21W2B(SM-20)SC	100Mbps	WDM	SC	20KM	TX:1550nm RX:1310nm
SFP-21FC-C09	100Mbps	CWDM	LC	80KM	1430nm
SFP-21FC-C10	100Mbps	CWDM	LC	80KM	1450nm
SFP-21FC-C11	100Mbps	CWDM	LC	80KM	1470nm
SFP-21FC-C12	100Mbps	CWDM	LC	80KM	1490nm
SFP-21FC-C13	100Mbps	CWDM	LC	80KM	1510nm
SFP-21FC-C14	100Mbps	CWDM	LC	80KM	1530nm
SFP-21FC-C15	100Mbps	CWDM	LC	80KM	1550nm
SFP-21FC-C16	100Mbps	CWDM	LC	80KM	1570nm
SFP-21FC-C17	100Mbps	CWDM	LC	80KM	1590nm
SFP-21FC-C18	100Mbps	CWDM	LC	80KM	1610nm

Optional Cable Tray Overview

With optional cable tray (HES-FCT)

Without cable tray



* This is an overview of CTS HES series and does not represent specific product details.